

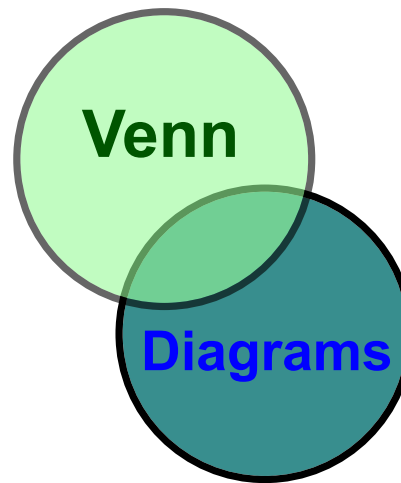
Good Morning!

# Welcome to the Great Pie Put-Together!

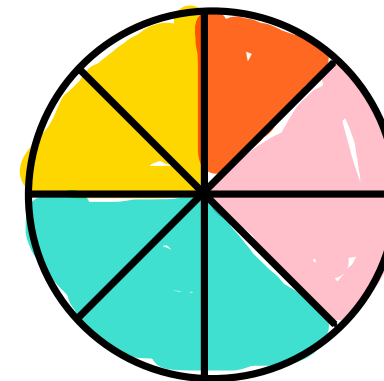


Surveys and bar graphs

People gather and display information in a variety of ways:




Today we are going to try our hand at a **PIE CHART!** Get it, a **PIE CHART?!**



Choose one *fractional* slice of pie. Decorate it to represent the flavor you prefer:




**PUMPKIN**



**APPLE**



**CHOCOLATE**



**BLUEBERRY**

We will meet later to put our *fractional* pie slices together into a **WHOLE PIE CHART!** Don't forget to write your name on your slice!